




Dave Lightle Invitational

Tipp City

Race 1 - JH Girls - 3200m

10/6/2021 - 5:00pm

Team Results

Place	Team	Score	Team Time	Runner Avg	Avg Mile	5 Man Gap	Finish Order	Scoring Order
1	Troy JH	35	1:14:03	14:49	7:27	2:55	1-5-9-16-18-26-37	1-4-8-10-12-16-23
2	Tipp City Tippecanoe MS	40	1:14:26	14:54	7:30	3:01	2-6-8-17-23-43-44	2-5-7-11-15-28-29
3	Miami East JH	68	1:19:19	15:52	7:59	3:59	3-7-29-31-36	3-6-18-19-22
4	West Milton Milton-Union MS	112	1:26:08	17:14	8:40	1:58	22-34-35-40-49-50-56	14-20-21-26-31-32-35
5	Miamisburg MS	121	1:30:51	18:11	9:09	8:31	13-28-38-41-76-78	9-17-24-27-44-45
6	Fairborn Baker MS	169	1:33:46	18:46	9:26	2:07	39-51-57-58-61	25-33-36-37-38
7	 Brookville	186	1:39:49	19:58	10:03	3:54	48-52-65-70-71	30-34-39-41-42
8	Wayne MS	189	1:58:15	23:39	11:54	13:22	21-69-72-82-83	13-40-43-46-47
DNP	Piqua JH		1:07:32	16:53	8:30		15-19-30-55	4 Runners
DNP	Urbana JH		1:09:44	17:26	8:46		12-20-24-74	4 Runners
DNP	Greenville JH		1:11:14	17:49	8:58		10-14-27-77	4 Runners
DNP	Vandalia Morton MS		1:15:56	18:59	9:33		25-33-63-75	4 Runners
DNP	 Newton Local		45:59	15:20	7:43		4-11-32	3 Runners
DNP	Bethel Junior High		1:00:34	20:12	10:10		54-59-73	3 Runners
DNP	 West Carrollton		28:46	28:46	14:28		81	1 Runner

Race 1 - JH Girls - 3200m

10/6/2021 - 5:00pm

Individual Results

Place	Name	Grade	Team	Time	Points
1	Caroline Rohlf	7	Troy JH	13:06.4	1
2	Morgan Collins	8	Tipp City Tippecanoe MS	13:10.9	2
3	Teaghan Kress	8	Miami East JH	13:28.6	3
4	Claire Stull	7	Newton Local	14:08.5	
5	Cassidy Gifford	8	Troy JH	14:14.9	4
6	Ella Combs	8	Tipp City Tippecanoe MS	14:25.3	5
7	Addison Fine	8	Miami East JH	14:39.0	6
8	Lauren Anderson	8	Tipp City Tippecanoe MS	14:41.8	7
9	Liberti Highley	7	Troy JH	14:53.5	8
10	Clair Rammel	7	Greenville JH	14:55.0	
11	Mia Szakal	7	Newton Local	14:55.0	
12	Hazel Lightle	7	Urbana JH	14:55.5	
13	Sofia Stocker	8	Miamisburg MS	15:08.8	9
14	Claire Lind	7	Greenville JH	15:39.7	
15	kendall Soto	7	Piqua JH	15:47.1	
16	Brooke Davis	8	Troy JH	15:47.2	10
17	Caroline Kaibas	8	Tipp City Tippecanoe MS	15:56.0	11
18	Emersyn Freisthler	7	Troy JH	16:00.5	12
19	Addyson Ford	8	Piqua JH	16:00.7	
20	Olivia MacKendrick	7	Urbana JH	16:03.3	
21	Maura Brooks	8	Wayne MS	16:05.1	13
22	Hayli Chamberlain	8	West Milton Milton-Union MS	16:05.4	14
23	Abby Hogge	7	Tipp City Tippecanoe MS	16:11.2	15
24	Avari Jenkins	8	Urbana JH	16:11.2	
25	Evie Stump	7	Vandalia Morton MS	16:17.7	
26	Alexis Van Zant	8	Troy JH	16:27.9	16
27	Ava Glass	8	Greenville JH	16:38.9	
28	De'Ajia Hall	7	Miamisburg MS	16:49.3	17
29	Isabel Bobilla	7	Miami East JH	16:49.6	18
30	Emery Kuhlman	8	Piqua JH	16:51.4	
31	Addelynn Bowman	8	Miami East JH	16:54.3	19
32	Audrey Miller	8	Newton Local	16:55.4	
33	Piper Loges	7	Vandalia Morton MS	16:56.6	
34	Alaina Manning	8	West Milton Milton-Union MS	17:01.9	20

Place	Name	Grade	Team	Time	Points
35	Evie Dehus	8	West Milton Milton-Union MS	17:15.9	21
36	Myla Kinder	7	Miami East JH	17:26.8	22
37	Baylee Weaver	8	Troy JH	17:26.9	23
38	Ava Lotspaih	8	Miamisburg MS	17:30.5	24
39	Callie Howard	8	Fairborn Baker MS	17:31.4	25
40	Rabecca Horn	8	West Milton Milton-Union MS	17:41.3	26
41	Natalie Riffel	8	Miamisburg MS	17:42.6	27
42	Sarah Kurmas	7	Troy JH	17:44.5	
43	Madelynn Lopez	7	Tipp City Tippecanoe MS	17:45.8	28
44	Samantha Osenko	7	Tipp City Tippecanoe MS	17:48.4	29
45	Kaitlyn Hartke	8	Tipp City Tippecanoe MS	17:48.4	
46	Macy White	7	Troy JH	17:48.5	
47	Penny Bathgate	7	Tipp City Tippecanoe MS	17:49.2	
48	Alexis Stegner	8	Brookville	17:59.5	30
49	Zinnie Farmer	8	West Milton Milton-Union MS	18:03.2	31
50	Jessa Lightner	8	West Milton Milton-Union MS	18:07.5	32
51	Morgan Rathke	8	Fairborn Baker MS	18:28.5	33
52	Aubrey Andel	7	Brookville	18:36.1	34
53	Lindsey Osenko	8	Tipp City Tippecanoe MS	18:38.6	
54	Natalie Sonnsanstine	7	Bethel Junior High	18:48.0	
55	Eva Cruz	7	Piqua JH	18:52.4	
56	Addison Case	7	West Milton Milton-Union MS	18:52.6	35
57	Gwen Poling	7	Fairborn Baker MS	18:56.1	36
58	Livia Galea	8	Fairborn Baker MS	19:11.6	37
59	Abigail Bean	7	Bethel Junior High	19:20.0	
60	Kaleigh Littlejohn	8	Tipp City Tippecanoe MS	19:37.3	
61	Meg Oliver	8	Fairborn Baker MS	19:38.4	38
62	Addyson Reed	7	Troy JH	19:39.3	
63	Kandace Washburn	7	Vandalia Morton MS	19:43.7	
64	Katie O'Meara	7	Tipp City Tippecanoe MS	19:50.0	

Can't Stop TIMING
COMPANY

Race 1 - JH Girls - 3200m

10/6/2021 - 5:00pm

Individual Results

Place	Name	Grade	Team	Time	Points
65	Anneliese English	7	Brookville	19:51.0	39
66	Ava Hanrahan	8	Tipp City Tippecanoe MS	20:15.3	
67	Addison Haddix	7	Troy JH	20:33.5	
68	Sarah Crawford	7	Troy JH	21:02.5	
69	Shelby Miller	7	Wayne MS	21:18.9	40
70	Madeline Allen	8	Brookville	21:29.3	41
71	Hannah Gayman	8	Brookville	21:53.0	42
72	Emalee Holtzman	7	Wayne MS	21:59.1	43
73	Shritha Kutcherlapati	7	Bethel Junior High	22:25.7	
74	Emily Hughes	7	Urbana JH	22:33.1	
75	Chloe Kepner	8	Vandalia Morton MS	22:57.9	
76	Jaeda Mullins	8	Miamisburg MS	23:39.7	44
77	Emma Castle	7	Greenville JH	24:00.0	
78	Ava Brewer	8	Miamisburg MS	24:08.2	45
79	Kaylee Miller	8	Troy JH	24:09.6	
80	Savannah Miller	7	Troy JH	25:13.4	
81	Bryanna Bigness	7	West Carrollton	28:45.5	
82	Katie Caplinger	8	Wayne MS	29:25.3	46
83	Kylie Henson	7	Wayne MS	29:26.5	47









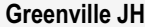







Dave Lightle Invitational

Tipp City

Race 2 - JH Boys - 3200m

10/6/2021 - 5:30pm

Team Results

Place	Team	Score	Team Time	Runner Avg	Avg Mile	5 Man Gap	Finish Order	Scoring Order
1	 Tipp City Tippecanoe MS	32	59:25	11:53	5:59	1:25	1-3-9-11-13-21-23	1-3-8-9-11-19-21
2	 Vandalia Morton MS	82	1:01:52	12:23	6:14	1:56	2-8-16-22-49-54-62	2-7-14-20-39-43-49
3	 Troy JH	105	1:03:43	12:45	6:25	0:37	15-17-20-36-37-39-40	13-15-18-29-30-32-33
4	 Miamisburg MS	118	1:03:50	12:46	6:26	0:57	12-27-28-32-44-45-81	10-22-23-27-36-37-58
5	 Brookville	136	1:04:05	12:49	6:27	1:38	5-7-42-57-58-94-110	4-6-35-45-46-61-68
6	 Miami East JH	143	1:04:47	12:58	6:31	0:59	14-19-41-48-52-97-114	12-17-34-38-42-62-69
7	 Piqua JH	168	1:05:36	13:08	6:36	0:59	18-29-50-51-59-60-74	16-24-40-41-47-48-56
8	 West Milton Milton-Union MS	173	1:06:05	13:13	6:39	2:24	6-31-38-66-88-99-106	5-26-31-52-59-64-65
9	 Greenville JH	236	1:08:18	13:40	6:53	0:54	35-63-64-69-72-73-78	28-50-51-53-54-55-57
10	 Fairborn Baker MS	288	1:18:14	15:39	7:53	8:38	30-92-98-107-177-179	25-60-63-66-74-75
11	 Wayne MS	324	1:18:52	15:47	7:56	5:30	55-108-135-138-167-170-180	44-67-70-71-72-73-76
DNP	 Newton Local		1:07:24	16:51	8:29		61-133-166-168	4 Runners
DNP	 Bethel Junior High		24:42	12:21	6:13		10-26	2 Runners
DNP	 Urbana JH		26:36	13:18	6:42		4-105	2 Runners
DNP	 West Carrollton		31:44	15:52	7:59		124-146	2 Runners
DNP	 Day, Northridge		14:02	14:02	7:04		76	1 Runner

Race 2 - JH Boys - 3200m

10/6/2021 - 5:30pm

Individual Results

Place	Name	Grade	Team	Time	Points
1	Landon Kimmel	8	Tipp City Tippecanoe MS	10:58.0	1
2	Rylan Dadey	8	Vandalia Morton MS	11:23.7	2
3	Everett Muhlenkamp	7	Tipp City Tippecanoe MS	11:49.3	3
4	Vincent Lightle	8	Urbana JH	11:51.0	
5	Christian Seitz	8	Brookville	11:51.4	4
6	Colin Hinkelman	7	West Milton Milton-Union MS	11:55.8	5
7	Evan Pentecost	8	Brookville	12:03.3	6
8	Brayden Thaxton	8	Vandalia Morton MS	12:04.3	7
9	Griffin Federle	7	Tipp City Tippecanoe MS	12:04.7	8
10	Kade Schweikhardt	8	Bethel Junior High	12:05.1	
11	Bradyn Lowrey	8	Tipp City Tippecanoe MS	12:09.6	9
12	Troy Mastronardi	7	Miamisburg MS	12:18.3	10
13	Luke Schwieterman	8	Tipp City Tippecanoe MS	12:22.9	11
14	Gunner Weldy	8	Miami East JH	12:23.0	12
15	Ryan Mitchell	8	Troy JH	12:29.3	13
16	Aiden White	7	Vandalia Morton MS	12:30.9	14
17	Chet Snyder	8	Troy JH	12:31.3	15
18	Jack McMaken	8	Piqua JH	12:31.7	16
19	Gabe Cole	8	Miami East JH	12:32.1	17
20	Ryan McChesney	8	Troy JH	12:32.7	18
21	Eli Ganger	8	Tipp City Tippecanoe MS	12:33.4	19
22	Jack Rosson	7	Vandalia Morton MS	12:33.7	20
23	Nathan Kollmeyer	8	Tipp City Tippecanoe MS	12:33.9	21
24	Eli Ramos	7	Tipp City Tippecanoe MS	12:34.6	
25	Eli Kettle	7	Tipp City Tippecanoe MS	12:36.1	
26	Patrick Firstenberger	8	Bethel Junior High	12:36.4	
27	Connor Norman	7	Miamisburg MS	12:37.3	22
28	Justin Reeder	7	Miamisburg MS	12:41.9	23
29	Ethan Cox	7	Piqua JH	12:51.0	24
30	Matthew Wardle	8	Fairborn Baker MS	12:52.0	25
31	Mason Quesinberry	8	West Milton Milton-Union MS	12:54.4	26

Place	Name	Grade	Team	Time	Points
32	Landon Kresge	7	Miamisburg MS	12:57.3	27
33	Chris Kleather	7	Tipp City Tippecanoe MS	13:01.3	
34	Brecken Owen	8	Tipp City Tippecanoe MS	13:02.1	
35	McNulty Coleman	8	Greenville JH	13:02.9	28
36	Elias Wenning	8	Troy JH	13:03.4	29
37	Owen Poeppelman	7	Troy JH	13:05.6	30
38	Chase Hamman	8	West Milton Milton-Union MS	13:09.0	31
39	Ethan White	8	Troy JH	13:11.1	32
40	Brett Walton	7	Troy JH	13:11.5	33
41	Landon Moran	7	Miami East JH	13:11.5	34
42	Ethan Bench	8	Brookville	13:12.6	35
43	Samuel Swanson	7	Troy JH	13:13.2	
44	Christian Manriquez	7	Miamisburg MS	13:14.5	36
45	Austin Harrison	7	Miamisburg MS	13:14.8	37
46	Talan Hoover	7	Tipp City Tippecanoe MS	13:16.3	
47	Ayden Tolle	8	Tipp City Tippecanoe MS	13:17.0	
48	Luke Fulton	7	Miami East JH	13:18.5	38
49	Declan Scheffler	7	Vandalia Morton MS	13:19.2	39
50	Ryder Hotlvogt	7	Piqua JH	13:21.1	40
51	Gavin Larger	8	Piqua JH	13:21.3	41
52	Brady Kadel	7	Miami East JH	13:21.9	42
53	Keiseke Yokoyama	8	Troy JH	13:21.9	
54	Karter Snyder	7	Vandalia Morton MS	13:26.3	43
55	Drew Wampler	8	Wayne MS	13:27.6	44
56	Devin Smith	8	Troy JH	13:28.1	
57	Blake Stacy	8	Brookville	13:28.7	45
58	Drew Stammen	7	Brookville	13:28.7	46
59	Nickolai Kaye	8	Piqua JH	13:30.1	47
60	Austin Wiltheiss	8	Piqua JH	13:35.6	48
61	Jacson Cress	7	Newton Local	13:35.6	
62	Logan Depoy	8	Vandalia Morton MS	13:37.8	49
63	Conway David	8	Greenville JH	13:41.5	50
64	Owen Tamplin	8	Greenville JH	13:44.9	51
65	Maverick Farrier	8	Troy JH	13:45.6	
66	Tyler Shoemaker	8	West Milton Milton-Union MS	13:45.9	52

Can't Stop **TIMING**
COMPANY

Race 2 - JH Boys - 3200m

10/6/2021 - 5:30pm

Individual Results

Place	Name	Grade	Team	Time	Points
67	Henry McDaniel	8	Tipp City Tippecanoe MS	13:46.6	
68	Sam Stark	8	Tipp City Tippecanoe MS	13:47.7	
69	Kerns Samuel	8	Greenville JH	13:52.3	53
70	Luke Holop	8	Vandalia Morton MS	13:54.0	
71	Colin Walters	7	Troy JH	13:55.9	
72	Miller Andy	8	Greenville JH	13:56.4	54
73	Suter Jack	8	Greenville JH	13:56.7	55
74	Brendan Cox	8	Piqua JH	13:58.9	56
75	Junya Sakumoto	8	Tipp City Tippecanoe MS	14:00.7	
76	Kian Palmer	7	Day. Northridge	14:01.7	
77	Logan McEntyre	7	Tipp City Tippecanoe MS	14:03.1	
78	Jensen Harding	8	Greenville JH	14:03.7	57
79	Carson Perry	8	Vandalia Morton MS	14:04.6	
80	Mitch Craine	7	Vandalia Morton MS	14:06.4	
81	Ashton Jones	8	Miamisburg MS	14:07.0	58
82	Zachary Compliment-Larger	8	Troy JH	14:11.1	
83	Caden Francis	7	Troy JH	14:14.7	
84	Brody Lamb	7	Miamisburg MS	14:16.5	
85	Benjamin Pierson	8	Tipp City Tippecanoe MS	14:16.7	
86	JJ Bailey	7	Miamisburg MS	14:18.5	
87	Jacob Farris	8	Tipp City Tippecanoe MS	14:18.9	
88	Andrew Oaks	8	West Milton Milton-Union MS	14:19.0	59
89	Carson Jackson	8	Tipp City Tippecanoe MS	14:19.4	
90	Eli Watkins	8	Piqua JH	14:19.9	
91	Ethan Taylor	7	Tipp City Tippecanoe MS	14:20.3	
92	Owen Clingner	8	Fairborn Baker MS	14:20.3	60
93	Braden Montgomery	8	Miamisburg MS	14:22.2	
94	Greyson Florkey	8	Brookville	14:30.9	61
95	Holden Hildebrand	7	Piqua JH	14:32.7	
96	Jack Walton	7	Vandalia Morton MS	14:34.7	
97	Carter Leiss	8	Miami East JH	14:35.7	62
98	Masahiro Ito	7	Fairborn Baker MS	14:40.0	63

Place	Name	Grade	Team	Time	Points
99	Austin Hodkin	8	West Milton Milton-Union MS	14:40.3	64
100	Owen Waterman	7	Troy JH	14:40.7	
101	Ryan Gillig	7	Troy JH	14:41.9	
102	Harvin Bornhorst	8	Piqua JH	14:43.2	
103	Ethan Haller	7	Miamisburg MS	14:43.2	
104	Riley Wente	7	Piqua JH	14:43.6	
105	Everett Chapman	8	Urbana JH	14:44.4	
106	Chase Parsons	8	West Milton Milton-Union MS	14:45.8	65
107	Luke Kennehan	8	Fairborn Baker MS	14:51.3	66
108	Jaycob Kenney	8	Wayne MS	14:55.1	67
109	Ethan Jones	8	Greenville JH	14:58.0	
110	Parker Calhoun	8	Brookville	15:01.6	68
111	Tyler Kaplan	7	Miamisburg MS	15:02.9	
112	Jackson Ross	7	Greenville JH	15:02.9	
113	Kelton Evans	7	Greenville JH	15:02.9	
114	Tai McAdams	7	Miami East JH	15:03.5	69
115	David Beeson	8	Tipp City Tippecanoe MS	15:05.8	
116	Logan Crotty	8	Miamisburg MS	15:06.9	
117	Elias Stienecker	8	Tipp City Tippecanoe MS	15:08.2	
118	Brayden Langston	7	Piqua JH	15:11.9	
119	Cambell Prinz	7	Brookville	15:14.4	
120	Preston Duff	8	Miami East JH	15:15.5	
121	Garrett Williams	8	Troy JH	15:17.1	
122	Ethan Heisey	8	Tipp City Tippecanoe MS	15:17.5	
123	Kaleb Bostick	7	West Milton Milton-Union MS	15:21.6	
124	Nicky Jensvold	7	West Carrollton	15:22.9	
125	Clay Slone	7	Miami East JH	15:26.4	
126	Brady Weiss	7	Piqua JH	15:28.8	
127	Owen Peterson	7	Piqua JH	15:33.5	
128	Carson Smith	8	Troy JH	15:35.8	
129	Luke Hyre	8	Brookville	15:36.3	
130	Nolan Riethman	7	Troy JH	15:36.6	
131	Logan Roach	7	Tipp City Tippecanoe MS	15:37.4	

Can't Stop **TIMING**
COMPANY

Race 2 - JH Boys - 3200m

10/6/2021 - 5:30pm

Individual Results

Place	Name	Grade	Team	Time	Points
132	Connor Hannah	8	Tipp City Tippecanoe MS	15:40.3	
133	Lee Morrow	7	Newton Local	15:42.2	
134	Rysen Evans	7	Troy JH	15:43.2	
135	Noah Carl	8	Wayne MS	15:44.1	70
136	Amory Cloud	7	Vandalia Morton MS	15:44.7	
137	Judah Pierce	7	Troy JH	15:46.4	
138	Xavier Hull	8	Wayne MS	15:47.2	71
139	Marshall Wilkin	7	Miamisburg MS	15:50.4	
140	Jordan Chewning	8	Vandalia Morton MS	15:51.1	
141	Roman Moreno	7	Troy JH	15:53.7	
142	Lucas Betten	7	Vandalia Morton MS	15:56.3	
143	Kaden Shock	7	Miamisburg MS	15:57.7	
144	Ethan Hagler	7	Vandalia Morton MS	16:02.4	
145	Landon Moore	7	Troy JH	16:19.6	
146	Bryce Dull	8	West Carrollton	16:20.3	
147	Ethan Markeson	8	Troy JH	16:23.0	
148	Grant Alexander	7	Troy JH	16:31.2	
149	Caden Bowman	8	Miami East JH	16:36.6	
150	Carter Miller	7	Miami East JH	16:38.2	
151	Jack Everage	7	West Milton Milton-Union MS	16:39.9	
152	Max Erdahl	7	Troy JH	16:42.9	
153	Zakary Klepinger	7	West Milton Milton-Union MS	17:06.2	
154	Quinten Karabinis	7	Piqua JH	17:09.3	
155	Samuel Milnickel	7	West Milton Milton-Union MS	17:10.3	
156	Antonio Smallwood	7	Vandalia Morton MS	17:12.9	
157	Ethan Malcosky	8	Vandalia Morton MS	17:13.6	
158	Sam Markeson	7	Troy JH	17:35.2	
159	Charles Davidson	7	Tipp City Tippecanoe MS	17:39.8	
160	Joel Reinker	8	Miamisburg MS	17:46.2	
161	Bradly Grissom	7	Troy JH	17:48.0	
162	Eric Anderson	7	Miamisburg MS	17:58.2	
163	Casey Seiber	7	Tipp City Tippecanoe MS	18:03.3	
164	Kalel Moreaux	8	Piqua JH	18:13.9	
165	Chase Perreira	7	Piqua JH	18:14.2	
166	Logan Butts	8	Newton Local	18:54.8	

Place	Name	Grade	Team	Time	Points
167	Noah Schwieterman	7	Wayne MS	18:57.6	72
168	Andrew Long	7	Newton Local	19:10.5	
169	William Coate	7	West Milton Milton-Union MS	19:10.9	
170	Nic Lamb	8	Wayne MS	19:12.1	73
171	Benjamin Manley	7	Brookville	20:05.0	
172	Kohen Good	7	Greenville JH	20:15.2	
173	Aiden Walters	7	Troy JH	20:25.9	
174	Brogan Wion	7	Piqua JH	21:03.8	
175	Jaxyn Larson	7	Troy JH	21:08.6	
176	Samuel Balk	7	Miamisburg MS	21:09.0	
177	Grayson Howard	8	Fairborn Baker MS	21:29.7	74
178	Calvin Harris	7	Miamisburg MS	22:10.7	
179	Milo Arnold	8	Fairborn Baker MS	22:22.5	75
180	Zakheriah Swift	8	Wayne MS	23:50.1	76
181	Malachi Hutchinson	8	Tipp City Tippecanoe MS	24:27.8	
182	Kyler Moreaux	7	Piqua JH	25:35.1	
183	Mason Duran	7	Miamisburg MS	27:38.8	
184	Justin Short	7	Troy JH	30:19.2	
185	Logan Edens	8	Troy JH	34:36.4	

Can't Stop **TIMING**
COMPANY




















Dave Lightle Invitational

Tipp City

Race 3 - HS Girls - 3200m

10/6/2021 - 6:00pm

Team Results

Place	Team	Score	Team Time	Runner Avg	Avg Mile	5 Man Gap	Finish Order	Scoring Order
1	 Northmont	55	1:03:23	12:41	6:23	1:40	1-6-10-14-27-35-61	1-6-10-13-25-33-50
2	 Tippecanoe	68	1:04:16	12:52	6:28	1:15	2-15-16-18-22-25-33	2-14-15-17-20-23-31
3	 Fairmont	73	1:04:54	12:59	6:32	0:34	7-11-13-21-26-28-29	7-11-12-19-24-26-27
4	 Butler	136	1:07:44	13:33	6:49	2:23	4-9-20-60-72-92-105	4-9-18-49-56-60-66
5	 Troy	137	1:07:14	13:27	6:46	1:42	3-24-37-44-47-48-49	3-22-34-38-40-41-42
6	 Greenville	179	1:09:05	13:49	6:57	1:16	23-39-40-46-59-64-89	21-35-36-39-48-52-59
7	 Wayne	218	1:11:06	14:14	7:10	1:08	34-50-53-56-65-68-155	32-43-44-46-53-54-86
8	 Brookville	235	1:14:41	14:57	7:31	5:19	5-41-55-108-139-140	5-37-45-67-81-82
9	 Piqua	240	1:13:20	14:40	7:23	3:08	8-57-71-99-109-129-138	8-47-55-62-68-76-80
10	 Miami East	245	1:13:50	14:46	7:26	3:23	30-31-62-100-127-149	28-29-51-63-74-83
11	 Miami Valley School	249	1:14:41	14:57	7:31	3:46	17-32-79-113-128	16-30-57-71-75
12	 Fairborn	333	1:19:27	15:54	8:00	1:06	96-101-103-112-125-136-137	61-64-65-70-73-78-79
13	 Bethel	360	1:26:30	17:18	8:42	6:27	88-111-114-134-152-154	58-69-72-77-84-85
DNP	 Milton-Union		1:00:40	15:10	7:38		19-38-84-143	4 Runners
DNP	 Trotwood-Madison		46:34	15:32	7:49		52-80-133	3 Runners
DNP	 Urbana		46:36	15:32	7:49		76-93-115	3 Runners
DNP	 West Carrollton		1:01:55	20:39	10:23		148-150-153	3 Runners
DNP	 Newton Local		28:18	14:09	7:07		12-91	2 Runners
DNP	 Day, Northridge		18:38	18:38	9:23		144	1 Runner

Race 3 - HS Girls - 3200m

10/6/2021 - 6:00pm

Individual Results

Place	Name	Grade	Team	Time	Points
1	Abby Drosdak	11	Northmont	11:39.5	1
2	Annie Sinning	12	Tippecanoe	11:55.5	2
3	Renee Kovacs	12	Troy	12:23.6	3
4	Eleanor Towe	11	Butler	12:29.3	4
5	Marlee Ross	12	Brookville	12:40.3	5
6	Amelia Brown	10	Northmont	12:41.2	6
7	Issy Byrd	11	Fairmont	12:42.0	7
8	Cassie Schrubb	12	Piqua	12:43.2	8
9	Ellie Davis	9	Butler	12:47.1	9
10	Libbi Mergler	10	Northmont	12:47.5	10
11	Anna Sarmir	12	Fairmont	12:50.4	11
12	McKenna Downing	12	Newton Local	12:53.3	
13	Kate Dietsch	11	Fairmont	12:54.7	12
14	Serra Drosdak	11	Northmont	12:55.6	13
15	Libby Krebs	11	Tippecanoe	13:00.6	14
16	Shelby Hept	11	Tippecanoe	13:03.5	15
17	Katelyn Smittle	9	Miami Valley School	13:06.0	16
18	Isa Ramos	11	Tippecanoe	13:06.0	17
19	Savanna Smith	11	Milton-Union	13:06.2	
20	Allison Shelly	11	Butler	13:07.3	18
21	Paige Brown	12	Fairmont	13:10.1	19
22	Leda Anderson	10	Tippecanoe	13:10.2	20
23	Tessa Fine	11	Greenville	13:11.2	21
24	Ashley Kyle	10	Troy	13:12.0	22
25	Katie Landis	10	Tippecanoe	13:14.2	23
26	Aliyah Johnson	11	Fairmont	13:15.9	24
27	Chloe Knick	12	Northmont	13:19.0	25
28	Emi Glass	12	Fairmont	13:21.4	26
29	Anna Bench	12	Fairmont	13:23.9	27
30	Kiley Davie	12	Miami East	13:25.6	28
31	Kendal Staley	11	Miami East	13:28.3	29
32	Julia Peters	12	Miami Valley School	13:30.4	30
33	Gracie Wead	10	Tippecanoe	13:32.3	31
34	Victoria Kempton	12	Wayne	13:32.8	32
35	Raelyn Barrett	12	Northmont	13:33.3	33
36	Grace Buskard	11	Fairmont	13:35.1	
37	Lily Zimmerman	9	Troy	13:36.9	34
38	Ty Parsons	10	Milton-Union	13:41.4	
39	Kyrie UNGER	9	Greenville	13:44.5	35

Place	Name	Grade	Team	Time	Points
40	Charlie POPE	9	Greenville	13:45.1	36
41	Hannah Hoops	11	Brookville	13:47.1	37
42	Allison Smith	10	Fairmont	13:48.7	
43	Kendall Beam	12	Tippecanoe	13:55.2	
44	Hallie Frigge	11	Troy	13:55.6	38
45	Sammie Blaumeiser	9	Fairmont	13:56.5	
46	Jadyn Norris	10	Greenville	13:57.0	39
47	Hannah Brooks	11	Troy	14:05.5	40
48	Allison Unger	10	Troy	14:06.2	41
49	Kara Enneking	10	Troy	14:06.7	42
50	Makayla Fleming	9	Wayne	14:06.8	43
51	Carli Federle	12	Tippecanoe	14:13.6	
52	Mariah Huston	12	Trotwood-Madison	14:17.1	
53	Sky Smith	12	Wayne	14:21.1	44
54	Leah Muhlemkamp	11	Tippecanoe	14:23.3	
55	Dylan Ballin	9	Brookville	14:24.0	45
56	Angelina Bradley	12	Wayne	14:24.2	46
57	Isabella Murray	11	Piqua	14:24.4	47
58	Miranda Weiner	11	Fairmont	14:25.5	
59	Kenzie Baker	12	Greenville	14:27.2	48
60	Sidney Vieth	10	Butler	14:27.9	49
61	Briana Pressel	9	Northmont	14:29.7	50
62	Rhylee Eichhorn	9	Miami East	14:33.2	51
63	Ava Madren	11	Fairmont	14:35.0	
64	Megan Lind	9	Greenville	14:38.9	52
65	Josephine Henry	11	Wayne	14:40.4	53
66	Chelsea Muhlenkamp	9	Troy	14:41.4	
67	Katie Needles	10	Fairmont	14:42.7	
68	Zaidee Himes	12	Wayne	14:44.7	54
69	Hannah Wentzel	10	Fairmont	14:46.2	
70	Corissa Pressel	9	Northmont	14:48.7	
71	Ashlyn Gearhardt	9	Piqua	14:51.4	55
72	Audrey Nichols	10	Butler	14:52.0	56
73	Adyson Barton	12	Tippecanoe	14:53.0	
74	Aubree Buehler	10	Tippecanoe	14:54.0	
75	Laura Craft	12	Troy	14:54.2	
76	Morgan Stewart	11	Urbana	14:54.8	
77	Isabel Westerheide	9	Troy	14:55.8	
78	Skylar DeMoss	10	Troy	14:56.7	

Race 3 - HS Girls - 3200m

10/6/2021 - 6:00pm

Individual Results

Place	Name	Grade	Team	Time	Points
79	Lily Dettmer	12	Miami Valley School	15:02.4	57
80	Mariah Day	10	Trotwood-Madison	15:03.4	
81	Laely Bishop	12	Tippecanoe	15:05.9	
82	Allyson Kyle	11	Troy	15:09.1	
83	Madelynn Spirk	9	Fairmont	15:11.0	
84	Magnolia Black	10	Milton-Union	15:14.6	
85	Alli McDermitt	10	Troy	15:14.8	
86	MaKenna Gentry	11	Tippecanoe	15:15.8	
87	Tereza Bachronova	11	Northmont	15:17.9	
88	Kylie Balkcom	12	Bethel	15:19.8	58
89	Kaitlyn Conway	11	Greenville	15:20.7	59
90	Reagan Nguyen	11	Northmont	15:22.3	
91	Ashley Evans	12	Newton Local	15:24.0	
92	Eva Stalter	12	Butler	15:24.6	60
93	Kayla Booze	11	Urbana	15:25.9	
94	Lynnette McKibbin	10	Troy	15:28.2	
95	Abigail Romstadt	9	Fairmont	15:28.2	
96	Natalie Oktavec	12	Fairborn	15:28.7	61
97	Madeline Ranly	10	Tippecanoe	15:28.8	
98	Nailah Ddamba	11	Troy	15:29.3	
99	Lucy Weiss	9	Piqua	15:29.9	62
100	Sarah Weaver	11	Miami East	15:34.6	63
101	Lily Clingner	11	Fairborn	15:38.6	64
102	Ellie Lehman	12	Fairmont	15:39.6	
103	Madelyne Medina	12	Fairborn	15:46.9	65
104	Katie Weber	12	Fairmont	15:47.0	
105	Izzy Alexander	9	Butler	15:47.6	66
106	Zada Gillenwater	12	Tippecanoe	15:49.8	
107	Rebecca Mathias	9	Tippecanoe	15:49.9	
108	Bree Fowler	9	Brookville	15:50.8	67
109	Abby Lambert	9	Piqua	15:50.9	68
110	Grace Cole	12	Troy	15:52.9	
111	Carmyn Nida	10	Bethel	15:53.0	69
112	Ashley Gleghorn	11	Fairborn	15:58.4	70
113	Molly Van Kirk-Butler	9	Miami Valley School	16:09.9	71
114	Josie Rhodes	12	Bethel	16:10.1	72
115	Kalila Lightle	11	Urbana	16:15.3	
116	Alaina Welbaum	9	Troy	16:15.8	
117	Kerigan Brenner	10	Tippecanoe	16:18.9	

Place	Name	Grade	Team	Time	Points
118	Brooke Craft	10	Troy	16:21.4	
119	Rachel Martin	11	Tippecanoe	16:21.5	
120	Mia Larned	12	Tippecanoe	16:25.5	
121	Ellasyn Bruner	11	Greenville	16:25.8	
122	Mallory Hughes	9	Tippecanoe	16:32.9	
123	Johnae Malcolm	11	Troy	16:33.2	
124	Abby Smith	9	Fairmont	16:34.4	
125	Kenzie Meleason	11	Fairborn	16:34.4	73
126	Saidah Ddamba	11	Troy	16:39.0	
127	Lana McAdams	10	Miami East	16:48.0	74
128	Claire Takizawa	11	Miami Valley School	16:51.6	75
129	Gabby Cromes	12	Piqua	16:57.1	76
130	Kyla Bedel	12	Butler	16:59.5	
131	Emma McCormick	12	Tippecanoe	17:01.2	
132	Katie Hansbarger	11	Troy	17:02.7	
133	Erin Starks	12	Trotwood-Madison	17:12.6	
134	Abby Murlin	10	Bethel	17:19.6	77
135	Aila Dunkle	11	Tippecanoe	17:21.3	
136	Abby Owens	12	Fairborn	17:25.0	78
137	Haley Miller	11	Fairborn	17:33.0	79
138	Reagan Howard	11	Piqua	17:50.8	80
139	Ava Ullery	9	Brookville	17:58.6	81
140	Madison Ketchen	9	Brookville	18:02.2	82
141	Althea Clifford	9	Butler	18:30.6	
142	Caroline Harju	10	Tippecanoe	18:32.5	
143	Marissa Twentier	9	Milton-Union	18:37.4	
144	Charlie Fuduloff	12	Day, Northridge	18:38.0	
145	Isabeall Janney	11	Tippecanoe	18:40.6	
146	Lydia Collins	11	Fairborn	18:44.1	
147	Karmyni Van Pelt	11	Fairborn	19:00.7	
148	Luci Fay	9	West Carrollton	19:37.6	
149	Abby Leiss	10	Miami East	19:45.1	83
150	Jenna Riehl-Rice	9	West Carrollton	20:20.2	
151	Angel Copley	9	Fairmont	20:41.9	
152	Avery Endsley	12	Bethel	21:46.7	84
153	Colleen Bailey	12	West Carrollton	21:56.8	
154	Jewell Tyler	10	Bethel	22:40.7	85
155	Ashley Barlow	9	Wayne	26:31.9	86
156	Ella Shuchat	11	Tippecanoe	26:53.3	



















Dave Lightle Invitational

Tipp City

Race 4 - HS Boys - 3200m

10/6/2021 - 6:30pm

Team Results

Place	Team	Score	Team Time	Runner Avg	Avg Mile	5 Man Gap	Finish Order	Scoring Order
1	 Troy	56	53:05	10:37	5:21	0:45	3-4-7-13-29-35-50	3-4-7-13-29-34-46
2	 Tippecanoe	59	53:31	10:43	5:23	0:23	5-8-11-17-18-20-27	5-8-11-17-18-20-27
3	 Fairmont	88	53:42	10:45	5:25	0:58	1-15-22-24-26-28-40	1-15-22-24-26-28-39
4	 Wayne	97	54:06	10:50	5:27	1:05	2-9-14-32-43-85-108	2-9-14-31-41-68-79
5	 Northmont	119	54:54	10:59	5:32	0:53	6-10-23-38-47-48-61	6-10-23-37-43-44-53
6	 Piqua	132	55:10	11:02	5:33	0:41	12-16-31-37-39-58-73	12-16-30-36-38-52-62
7	 Butler	241	57:44	11:33	5:49	1:07	21-33-68-69-86-146-152	21-32-59-60-69-89-90
8	 Brookville	277	58:41	11:45	5:55	0:54	34-52-63-91-94-96-98	33-47-54-70-73-74-75
9	 Greenville	278	58:40	11:44	5:55	0:30	49-54-64-76-79-80-81	45-49-55-64-65-66-67
10	 Miami East	284	59:04	11:49	5:57	1:53	19-55-56-100-133-139-198	19-50-51-77-87-88-103
11	 Newton Local	297	59:10	11:50	5:58	1:10	36-44-71-99-117-239	35-42-61-76-83-106
12	 Milton-Union	317	59:39	11:56	6:00	1:30	25-65-92-110-118-156-173	25-56-71-81-84-92-96
13	 Bethel	373	1:02:31	12:31	6:18	1:46	66-67-75-177-178-182-189	57-58-63-97-98-99-101
14	 Miami Valley School	392	1:04:05	12:49	6:27	3:59	53-103-109-116-225	48-78-80-82-104
15	 West Carrollton	419	1:06:25	13:17	6:41	4:17	42-124-168-171-229-242	40-85-94-95-105-107
16	 Urbana	442	1:04:54	12:59	6:32	1:41	93-126-154-162-186-193	72-86-91-93-100-102
DNP	 Fairborn		51:11	12:48	6:27		46-82-180-199	4 Runners
DNP	 Trotwood-Madison		41:49	13:57	7:01		143-192-217	3 Runners
DNP	 Stebbins		13:10	13:10	6:37		159	1 Runner
DNP	 Day, Northridge		13:41	13:41	6:53		183	1 Runner

Race 4 - HS Boys - 3200m

10/6/2021 - 6:30pm

Individual Results

Place	Name	Grade	Team	Time	Points
1	Dillon Wooten	11	Fairmont	10:02.5	1
2	Patrick Statzer	12	Wayne	10:18.1	2
3	Braden Coate	12	Troy	10:19.9	3
4	Matthew Spayde	11	Troy	10:24.2	4
5	Allan Murray	12	Tippecanoe	10:31.5	5
6	Reed Diller	11	Northmont	10:33.6	6
7	Gavin Hutchinson	11	Troy	10:34.8	7
8	Dylan Taylor	12	Tippecanoe	10:34.9	8
9	Mason Wolpert	11	Wayne	10:35.5	9
10	Max Loudenslager	12	Northmont	10:37.8	10
11	Kalib Tolle	11	Tippecanoe	10:38.3	11
12	Noah Burgh	9	Piqua	10:38.8	12
13	Will Schaefer	12	Troy	10:41.3	13
14	Michael Cole	12	Wayne	10:42.6	14
15	Maxwell Kramer	12	Fairmont	10:43.6	15
16	Nolan Campbell	12	Piqua	10:47.1	16
17	Ben Prenger	12	Tippecanoe	10:51.6	17
18	Ben Brunswick	12	Tippecanoe	10:54.4	18
19	Elijah Willmeth	11	Miami East	10:55.1	19
20	Ben Huber	12	Tippecanoe	10:55.3	20
21	Oliver Hendricks	11	Butler	10:55.5	21
22	Angelo Apiado	11	Fairmont	10:57.3	22
23	Lukas Rieben	11	Northmont	10:57.6	23
24	Gavin Hall	12	Fairmont	10:58.4	24
25	Kyle Bostick	12	Milton-Union	10:59.8	25
26	Caden Sloan	11	Fairmont	11:00.0	26
27	Willy Hept	9	Tippecanoe	11:00.6	27
28	Trevor Grogan	11	Fairmont	11:01.8	28
29	Kyle Mccord	11	Troy	11:04.2	29
30	Elliot Murray	11	Tippecanoe	11:06.7	
31	Jesse Furman	12	Piqua	11:07.2	30
32	Saylor Wood	12	Wayne	11:07.3	31
33	Eric Davis	11	Butler	11:10.5	32
34	C.J. Bronner	11	Brookville	11:13.4	33
35	Luke Plaisier	11	Troy	11:15.5	34
36	Seth Coker	9	Newton Local	11:16.9	35
37	Paul Hinds	12	Piqua	11:17.8	36
38	Daron Porter	10	Northmont	11:17.9	37
39	Ty Pettus	9	Piqua	11:19.1	38

Place	Name	Grade	Team	Time	Points
40	Sean Sage	12	Fairmont	11:19.5	39
41	Ethan Berning	9	Tippecanoe	11:21.1	
42	Lucas Eisele	12	West Carrollton	11:21.7	40
43	Vance Dougherty	9	Wayne	11:22.5	41
44	Clint Shellenberger	12	Newton Local	11:24.0	42
45	Dimitri Hartman	9	Tippecanoe	11:25.1	
46	Dj Ostrowske	10	Fairborn	11:25.6	
47	Luke Patterson	11	Northmont	11:26.2	43
48	Joe Costello	9	Northmont	11:27.1	44
49	Luke D Rammel	11	Greenville	11:28.1	45
50	Cooper Gambrell	10	Troy	11:30.2	46
51	Evan Henry	11	Fairmont	11:30.7	
52	Brian Chen	12	Brookville	11:32.1	47
53	Michael Gifford-Boyer	11	Miami Valley School	11:32.5	48
54	Seth Shaffer	12	Greenville	11:33.5	49
55	Clark Bennett	11	Miami East	11:33.7	50
56	Andrew Crane	10	Miami East	11:33.7	51
57	Zachary Zimmerman	12	Fairmont	11:34.1	
58	Cael Barr	12	Piqua	11:38.8	52
59	Brady Turner	11	Fairmont	11:40.5	
60	Joseph Brandt	9	Fairmont	11:40.7	
61	Jackson Morgret	10	Northmont	11:41.0	53
62	Addison Huber	12	Tippecanoe	11:41.9	
63	Karson Ebbing	11	Brookville	11:42.4	54
64	Trey RAMMEL	9	Greenville	11:43.9	55
65	Eric Trittschuh	12	Milton-Union	11:44.0	56
66	Austin Hawkins	10	Bethel	11:45.9	57
67	Bryce Schweikhardt	10	Bethel	11:46.3	58
68	Harry Lian	12	Butler	11:47.8	59
69	Korey Snyder	9	Butler	11:47.9	60
70	Jack Bradley	10	Northmont	11:48.7	
71	Robert Ingle	12	Newton Local	11:49.4	61
72	Mason Kinninger	9	Tippecanoe	11:49.5	
73	Simon Baker	1	Piqua	11:51.3	62
74	Matthew Powell	10	Fairmont	11:52.1	
75	John Daugherty	10	Bethel	11:55.2	63
76	Joel Hayes	11	Greenville	11:56.2	64
77	Ian Blakely	9	Fairmont	11:56.2	
78	Caleb Savage	12	Fairmont	11:56.3	

Race 4 - HS Boys - 3200m

10/6/2021 - 6:30pm

Individual Results

Place	Name	Grade	Team	Time	Points
79	Luke F Rammel	11	Greenville	11:58.0	65
80	EB Fall	9	Greenville	11:58.0	66
81	Noah Stevens	11	Greenville	11:58.8	67
82	Sam Steck	12	Fairborn	12:00.0	
83	Charlie Stueve	12	Tippecanoe	12:00.2	
84	Aiden Dispennette	10	Greenville	12:00.8	
85	Deandre Brown	12	Wayne	12:01.0	68
86	Lucas Vieth	12	Butler	12:01.7	69
87	Andrew Oates	12	Troy	12:01.9	
88	Braden Holtvogt	9	Piqua	12:03.6	
89	Carson Henry	10	Greenville	12:04.2	
90	Blake McCullough	12	Tippecanoe	12:04.6	
91	Eli Ward	10	Brookville	12:05.5	70
92	Jacob Grube	9	Milton-Union	12:06.4	71
93	Jack Buckalew	11	Urbana	12:06.7	72
94	Lucas Tipton	9	Brookville	12:06.8	73
95	Issac Clark	11	Tippecanoe	12:09.5	
96	Coy Hyre	9	Brookville	12:11.6	74
97	Brycen Angle	9	Piqua	12:11.8	
98	Dylan Meyers	9	Brookville	12:12.0	75
99	Dylan Bauer	9	Newton Local	12:12.5	76
100	Caleb Richter	10	Miami East	12:13.0	77
101	William Gillespie	9	Piqua	12:14.1	
102	Josh Cooper	11	Brookville	12:15.5	
103	Gabriele Muratori	11	Miami Valley School	12:15.6	78
104	Rowan Deardurff	10	Brookville	12:16.4	
105	Sean Warren	12	Northmont	12:16.6	
106	Ashton Shaffer	12	Greenville	12:17.0	
107	Tristan Collier	9	Tippecanoe	12:19.1	
108	Kyle Powell	10	Wayne	12:19.2	79
109	Torin Schulte	11	Miami Valley School	12:19.4	80
110	John Ritchey	11	Milton-Union	12:19.5	81
111	Connor Johnson	9	Tippecanoe	12:20.5	
112	Jonah Pressel	9	Tippecanoe	12:20.6	
113	Nathan Timmerman	11	Troy	12:20.9	
114	Leo Hartman	12	Tippecanoe	12:24.7	
115	Tommy Grise	10	Piqua	12:25.2	
116	Andrew Holzinger	11	Miami Valley School	12:25.8	82
117	Jaden Deaton	9	Newton Local	12:26.8	83

Place	Name	Grade	Team	Time	Points
118	Collin Thomas	11	Milton-Union	12:29.0	84
119	Alex Kidwell	10	Brookville	12:30.0	
120	Brandon Waggoner	11	Brookville	12:30.1	
121	Rollin Brandeberry	11	Brookville	12:33.2	
122	Tyler Ketchen	11	Brookville	12:33.6	
123	Luke Davidson	9	Fairmont	12:34.0	
124	Jacob Hudepohl	12	West Carrollton	12:35.4	85
125	Camden Davis	9	Tippecanoe	12:37.5	
126	Graham Edwards	10	Urbana	12:39.6	86
127	Kyle Bland	11	Brookville	12:40.2	
128	Thurston Rampulla	1	Piqua	12:41.3	
129	Chris Brunswick	10	Tippecanoe	12:45.0	
130	Ben Lammers	11	Fairmont	12:45.6	
131	Shawn Tiderington	9	Troy	12:46.9	
132	Henry Murray	12	Tippecanoe	12:47.0	
133	Drake Bennett	10	Miami East	12:47.8	87
134	Aidan Evans	10	Troy	12:48.7	
135	Noah Zink	9	Troy	12:50.0	
136	Reece Keiber	10	Fairmont	12:50.1	
137	Mason Kimmel	12	Tippecanoe	12:50.3	
138	Jackson Lyman	1	Piqua	12:50.4	
139	Thad Slone	9	Miami East	12:51.3	88
140	Evan Clark	9	Piqua	12:52.0	
141	Nathan Rieder	12	Brookville	12:53.3	
142	Wyatt Rammel	12	Greenville	12:53.4	
143	Joel Martin	12	Trotwood-Madison	12:53.9	
144	Matthew Stamps	10	Troy	12:55.2	
145	Chris SHALTRY	9	Greenville	12:57.3	
146	Chaz Stiffler	10	Butler	12:57.7	89
147	Garrett Piel	11	Tippecanoe	12:57.9	
148	Liam Moore	9	Fairmont	12:58.8	
149	Jack McMurry	9	Tippecanoe	13:01.4	
150	Collin Burghardt	10	Troy	13:01.8	
151	James Booth	10	Brookville	13:02.3	
152	Elijah Marlow	10	Butler	13:02.6	90
153	Owen Dennison	11	Tippecanoe	13:02.8	
154	Joseph Lightle	10	Urbana	13:02.9	91
155	Ryan Lian	10	Butler	13:03.5	
156	Liam Hartley	9	Milton-Union	13:04.5	92

Race 4 - HS Boys - 3200m

10/6/2021 - 6:30pm

Individual Results

Place	Name	Grade	Team	Time	Points
157	Dalton Swank	12	Greenville	13:07.1	
158	Martin Rosales	10	Wayne	13:08.0	
159	Konnor Weaver	10	Stebbins	13:09.1	
160	Chase Puskas	9	Brookville	13:12.9	
161	Peyton DeHass	11	Tippecanoe	13:15.8	
162	Chandler VanBuskirk	10	Urbana	13:17.3	93
163	Brad Hernandez	10	Tippecanoe	13:17.4	
164	Aidan McFarren	10	Fairmont	13:18.3	
165	Andrew Hicks	11	Fairmont	13:19.1	
166	Ryan Penny	11	Troy	13:23.2	
167	Adam Timmerman	9	Troy	13:23.3	
168	Vinny Jensvold	9	West Carrollton	13:24.3	94
169	Jordan Lewis	10	Butler	13:24.8	
170	Jacob Zimmerman	9	Troy	13:24.9	
171	Malek Moreb	12	West Carrollton	13:25.0	95
172	Bryce Gephart	12	Piqua	13:25.0	
173	Austin Shoemaker	8	Milton-Union	13:25.6	96
174	Robert Bickel	12	Brookville	13:27.1	
175	Keeghan Cohoon	10	Tippecanoe	13:29.1	
176	Anh Ngo	11	Fairmont	13:29.9	
177	Ethan Hunt	9	Bethel	13:31.3	97
178	Alejandro Alvarez	12	Bethel	13:31.9	98
179	Kollin Borger	11	Northmont	13:32.4	
180	Tristan Gulley	11	Fairborn	13:33.7	
181	Samuel Fisher	10	Northmont	13:34.8	
182	Landon Endsley	10	Bethel	13:37.2	99
183	Justin Buelow	11	Day, Northridge	13:40.9	
184	Ryan Hartke	11	Tippecanoe	13:42.6	
185	Isaiah Woolum	11	Wayne	13:43.1	
186	Owen MacKendrick	9	Urbana	13:47.4	100
187	Nawfal Nayyef	12	Fairmont	13:47.8	
188	Jackson Bench	10	Brookville	13:48.4	
189	Ethan Moore	10	Bethel	13:49.6	101
190	Christian Eddington	10	Butler	13:50.2	
191	Alex Schaefer	10	Troy	13:57.5	
192	Izsak Lowe	12	Trotwood-Madison	13:59.0	
193	Griffin Abbey	12	Urbana	14:02.1	102
194	Adam Doviak	10	Tippecanoe	14:02.8	
195	Bronson Mansfield	9	Bethel	14:03.5	

Place	Name	Grade	Team	Time	Points
196	Gavin Swank	10	Greenville	14:04.6	
197	Connor Luke	9	Fairmont	14:08.6	
198	Evan Vallery	10	Miami East	14:09.5	103
199	Will Davis	9	Fairborn	14:11.5	
200	Kai Cheung	10	Bethel	14:12.8	
201	Caleb Ziegenbusch	10	Butler	14:13.8	
202	Jacob Balcom	9	Brookville	14:14.3	
203	AJ Rieder	10	Brookville	14:15.4	
204	Lincoln Arnett	9	Northmont	14:16.2	
205	Tyler Heuker	10	Troy	14:21.5	
206	Ty Landis	9	Butler	14:23.0	
207	Jack Otten	9	Fairmont	14:23.3	
208	Sam Van Oss	10	Tippecanoe	14:25.3	
209	Brendan Lamb	9	Fairmont	14:28.8	
210	Vincent Crane	9	Miami East	14:31.1	
211	Nathan Waggoner	9	Brookville	14:37.7	
212	Gage Williams	9	Tippecanoe	14:43.5	
213	Jayden Swartzel	9	Northmont	14:43.6	
214	Noah Oiler	9	Tippecanoe	14:45.5	
215	Ben Withrow	9	Tippecanoe	14:46.0	
216	James Holland	11	Milton-Union	14:49.9	
217	Djuan Hall	11	Trotwood-Madison	14:55.9	
218	Noah Clyne	12	Tippecanoe	14:56.9	
219	Joel Kuhn	12	Tippecanoe	14:57.7	
220	Mason Pierri	9	Greenville	15:02.2	
221	Michael Till	10	Miami East	15:04.0	
222	Owen Quinter	9	Piqua	15:05.5	
223	Cooper Sexton	9	Troy	15:08.1	
224	Jaxson Eddings	9	Wayne	15:09.7	
225	Pete Steely-Voetberg	9	Miami Valley School	15:31.0	104
226	Gabe Stephens	11	Greenville	15:32.2	
227	Kyler Lambert	9	Tippecanoe	15:32.7	
228	Aj Sutherly	12	Troy	15:34.7	
229	Kyle Burr	9	West Carrollton	15:37.9	105
230	Tyler Ashbeck	10	Tippecanoe	15:38.9	
231	Jase Runyon	9	Tippecanoe	15:47.2	
232	Xavier Ferris	9	Brookville	15:55.5	
233	Mason Hughes	12	Tippecanoe	16:07.5	
234	Owen Fast	9	Piqua	16:10.5	

Race 4 - HS Boys - 3200m

10/6/2021 - 6:30pm

Individual Results

Place	Name	Grade	Team	Time	Points
235	Nick Hill Burk	9	Greenville	16:11.9	
236	Jack Crawford	10	Troy	16:13.6	
237	Adam Hartt	9	Fairmont	16:13.6	
238	Phurinat Morakotumpornkul	12	Wayne	16:31.4	
239	Princeton Bess	10	Newton Local	17:51.5	106
240	Cameron Kennedy	9	Northmont	18:06.6	
241	Hayden Dennis	10	Miami East	18:12.8	
242	Lehi Wickstrom	11	West Carrollton	18:45.3	107